

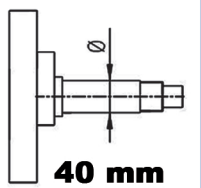
DS50 SIMPLY

PYRAMIDAL SECTION BENDER WITH TOP'S ROLL MANUAL MOVEMENT

W

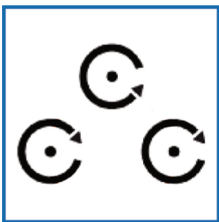
12,3 cm³

FLEXURAL MODULUS

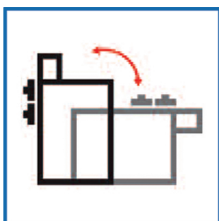


40 mm

ROLLS SHAFTS DIAMETER




THREE DRIVING ROLLS



HORIZONTAL - VERTICAL

NEW



SR

by  tauring GROUP

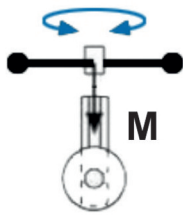


TAURING S.p.A.
Via Lombardore, 314
10040 Leini (TO) - Italy
Tel. + 39 011.99.77.111
Fax + 39 011.99.77.169
info@tauringroup.com

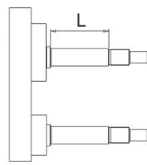
SIMPLY & MORE!

www.tauringroup.com

TECHNICAL DATA

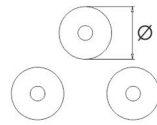


Mouv. Manuel



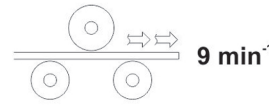
Shaft Length

95 mm



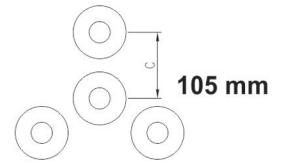
Standard Roll Diameter

146 mm



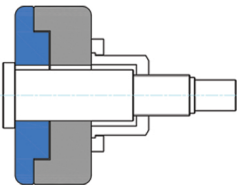
Roll Shaft Speed

9 min⁻¹

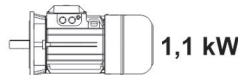


Max Top Roll Stroke

105 mm

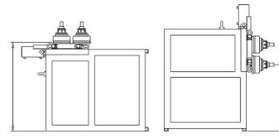


Set of Standard Rolls (ST)



Motor

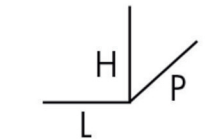
1,1 kW



Working Height

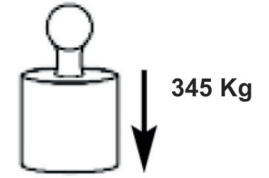
102 cm

83 cm



Dimensions

62 x 130 x 120 cm



Weight

345 Kg

MAXIMUM BENDING CAPACITIES

MATERIAL POSITION	Dimensions in mm	Min. R.	Tooling
1a	60 x 15 48 x 15* 60 x 25 48 x 30*	250 400	POL POL - SI
1b	60 x 10 48 x 10* 60 x 20 48 x 15*	300 700	ST ST - SI
2a	30 25* 40 35*	250 500	POL POL - SI
3a	40 x 40 50 x 50	500 750	ST ST - SI
3b	45 x 45 x 5 55 x 55 x 5	500 750	ST ST - SI
5a	40 x 40 x 6 50 x 50 x 7	300 500	ST ST - SI
5b	40 x 40 x 6 48 x 48 x 6	300 500	ST ST - SI
6a	UPN 50 UPN 65	250 400	POL POL - SI
6b	UPN 50 UPN 65	250 400	POL POL - SI
9a	60 x 2 48 x 2* 65 x 2 52 x 2*	750 800	RT RT - SI
9b	1 1/2 Gas x 3 1 1/4 Gas x 2 2" x 2 1 1/2 Gas x 2	300 400	RT RT - SI
9c	40 35* 45 45*	400 600	RT RT - SI
10a	60 x 30 x 3 50 x 30 x 3* 60 x 40 x 4 50 x 40 x 5*	800 1000	POL / RQ POL / RQ - SI
10b	50 x 30 x 3 40 x 30 x 3* 60 x 30 x 3 50 x 40 x 3*	800 1000	POL / RQ POL / RQ - SI
11a	40 x 40 x 3 35 x 35 x 3* 50 x 50 x 3 40 x 40 x 3*	600 1000	POL / RQ POL / RQ - SI

Please note that the capacities are calculated with Mild Steel (400N/mm²) and are merely indicative they can vary without prior notice, so they cannot be considered as binding.

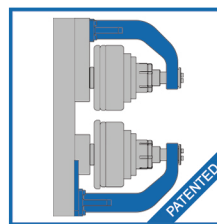
* : Stainless Steel (600 N/mm²).

■ : The items written with red color are optional equipment available upon request.

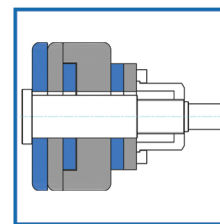
FEATURES

- Robust construction for safe and stable bending process.
- Heat-treated and grounded shafts made of special steel.
- Manual movement of the top roll.
- Mechanical read-out of the top roll position.
- Three driving rolls by engine gear box.
- Standard (ST) Tooling set included with the machine.
- Remote foot pedal with emergency stop.
- Horizontal and Vertical working position.
- Lateral straighteners.
- Voltage: 380/400 V – 50 Hz.
- In accordance with the safety regulations and quality standards.


OPTIONAL EQUIPMENT



INDEPENDENT SUPPORT



POLYVALENT ROLLS (POL)



ARCHMETER

- Digital display for the top roll read-out position.
- Second speed.
- Special rolls for tubes and others no standards profiles (SP, RT, RO, RQ.)
- Double adjustment device for "leg-in" angle profiles and other asymmetrical ones (AI.)
- Device for the calibration and the maintenance of constant bending radius (AI/C.)
- Device for the bending of stairs handrails helicoidally (ROS-ROS PLUS.)
- Device for twisting plate, square and rectangular profiles to realize ornamental welding rod (TOR.)
- Device for the realisation of ornamental coils with plate, square and rectangular profiles (ATV.)
- Others voltage and frequencies.